

Linear Alchemy

Student Activity

7 8 **9** 10 11 12



TI-Nspire™



Investigation



Student



50 min

Calculator Instructions: Linear Factors

Create a new TI-Nspire file and insert a Graphs application.

Navigate to the equation entry line and enter the following functions:

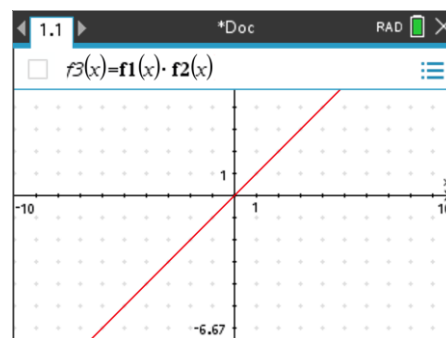
$$f_1(x) = x$$

$$f_2(x) = x$$

$$f_3(x) = f_1(x)f_2(x)$$

Note: The graph of $f_3(x)$ is not shown opposite.

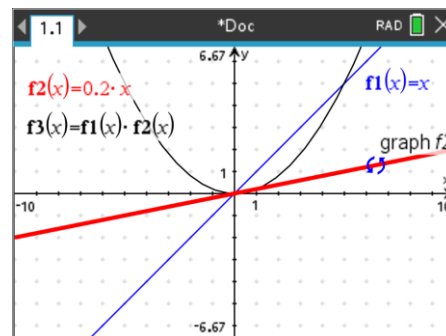
Graph 1 and 2 are directly on top of one another which is why you will only see one graph, rest assured, the second graph is there.



Question: 1.

Explain the shape of Graph $f_3(x)$.

Place the mouse over graph $f_2(x)$ and rotate the graph around the origin.



When multiple objects are in one area, a tool tip will be displayed. The 'tip' should state "graph f2". You can use the TAB key to toggle between the different layers.

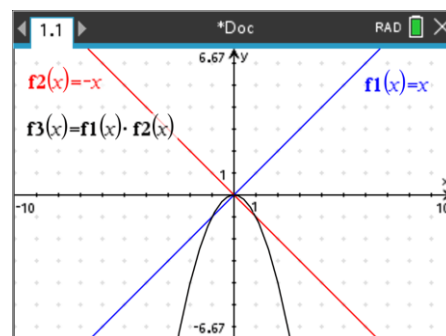
Question: 2.

In the screen show opposite:

$$f_1(x) = x$$

$$f_2(x) = -x$$

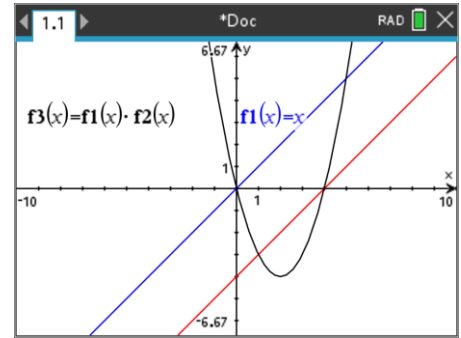
What is the equation for $f_3(x)$?



Place the mouse over $f_2(x)$ and rotate the graph to its original position.

The graph of $f_2(x)$ needs to be translated as shown opposite, the x and y axes intercepts are both integer values.

Translations can be performed by grabbing a point close to the centre of the graph. The mouse will appear as a double arrow: \leftrightarrow alternatively, double click on the relevant graph and type the equation directly.



You can use **ctrl** + **Z** to “undo” previous transformations and **ctrl** + **Y** to “re-do” them.

Question: 3.

In the calculator screen shot above, given that: $f_1(x) = x$ what are the equations for $f_2(x)$ and $f_3(x)$?

Press **ctrl** + **T** to generate a table of values for all three graphs.

You can also press **ctrl** + **6** to ungroup the Graph application from the table, this will shift the table to the next page.

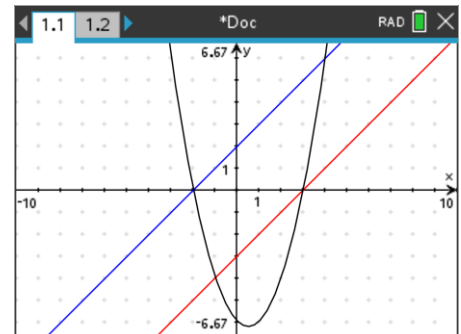
Use the arrow keys to navigate up / down / left / right through the table.

x	f1(x):= x	f2(x):= x-4	f3(x):= f1(x)*f2(x)
1.	1.	-3.	-3.
2.	2.	-2.	-4.
3.	3.	-1.	-3.
4.	4.	0.	0.
5.	5.	1.	5.

Question: 4.

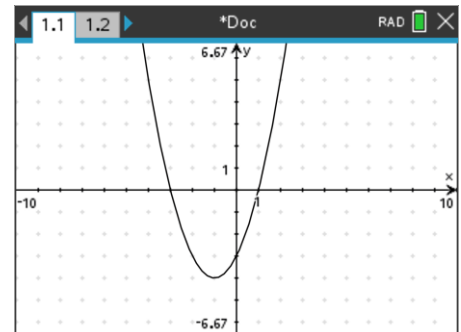
With reference to the table, what do you notice about the x axis intercepts for $f_1(x)$, $f_2(x)$ and $f_3(x)$?

In the graph shown opposite, given $f_2(x) = x - 3$, determine possible equations for $f_1(x)$ and $f_3(x)$ given they have integer axes intercepts.



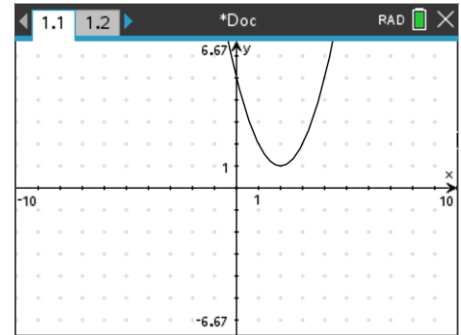
Question: 5.

In the graph shown opposite $f_1(x)$ and $f_2(x)$ have been hidden, suggest a possible function for each given $f_3(x)$.



Question: 6.

Explain why $f_3(x)$ cannot be formed by two linear factors.



Think about numbers that have factors (composite) and numbers that don't (prime). Just like prime numbers, we cannot express the graph in Question 7 as the product of two linear factors. A prime number (p) however could be expressed as a composite number (n) squared plus some constant (c).

Example: $29 = 5^2 + 4$.

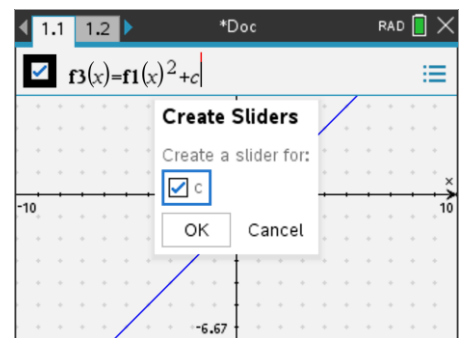
We can do the same for the graph in Question 7.

Re-write $f_3(x)$ as shown opposite:

$$f_3(x) = f_1(x)^2 + c$$

As 'c' is not defined you will be prompted to add a slider.

In this section we are not using $f_2(x)$ so it can be hidden or deleted.



The default version of the slider can be changed to a 'toggle' by minimising. Move the mouse over the top of the slider and press:

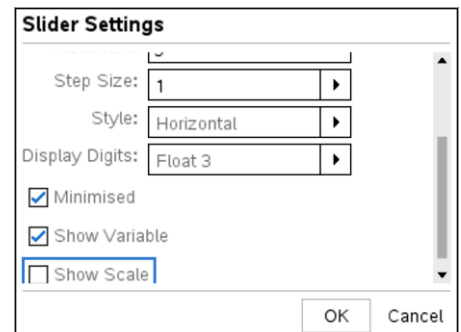
ctrl + **menu**

Change the following:

Minimised = checked

Step size = 1

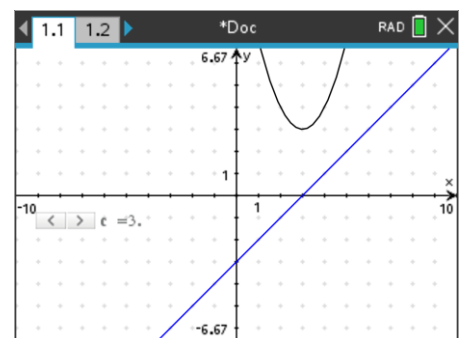
Show Scale = unchecked



Experiment with the following:

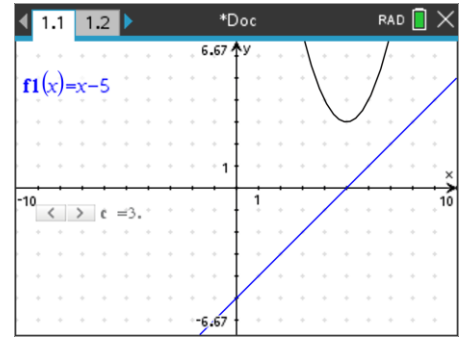
- Rotate the linear function
- Translate the linear function
- Increase and decrease the slider value (c)

For each 'experiment', observe closely what is happening with the parabola.

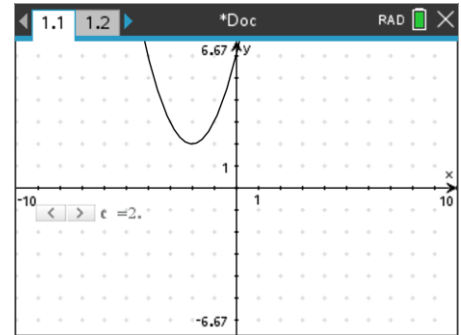


Question: 7.

The linear function: $f_1(x) = x - 5$ and the constant (slider) are used to generate the graph of $f_3(x)$ such that: $f_3(x) = f_1(x)^2 + c$. Determine the equation for $f_3(x)$.

**Question: 8.**

In the screen shot shown opposite, the graph of $f_1(x)$ has been hidden. Suggest a possible equation for $f_3(x)$

**Question: 9.**

In the screen shot shown opposite, the slider has been hidden. Suggest two possible equations for $f_3(x)$

